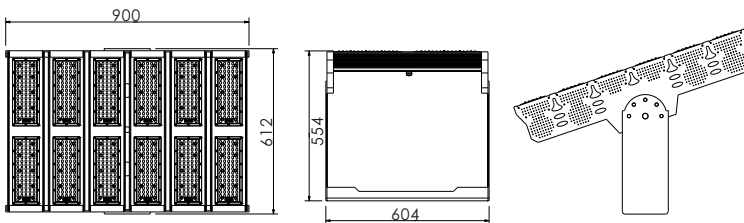


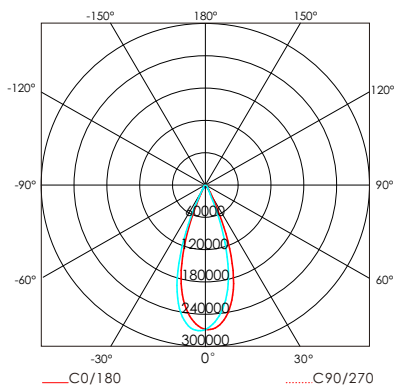
LED Flood /Tunnel Light 900W



DIMENSIONS



LIGHT DISTRIBUTION CURVE



KEY DATA

Power	900W
Luminous Flux	125000lm
Colour Temperature	3000K/4000K/6500K
IP Rating	IP 65
Dimensions	900x612x554mm
Warranty	5 Years Extended

Part Number 3000K

CL-TF-125-900W-01-WW

Part Number 4000K

CL-TF-125-900W-01-NW

Part Number 6500K

CL-TF-125-900W-01-CW

TECHNICAL SPECIFICATIONS

Input Voltage	90-306V AC
Power Factor	>0.95
Warm white(2700-3000K)	106000lm
Natural white(4000-4500K)	118000lm
Cold white(5800-6500K)	125000lm
LED Manufacturer	PHILIPS
LED Type	SMD3030
No. of LEDs	924
Luminous Efficacy	125lm/W
Driver Manufacturer	Meanwell/MOSO
Total Circuit Power(W)	900W+/-5%
Electrical Class	II
Colour Rendering	>80 CRI
Lamp Viewing Angle	40°,80°,120°,30*70°
Dimmable(option)	Dali/0-10V
Operating Temp.	-40°C to +50°C
Lifespan	55,000 Hours
Diffuser Material	Polycarbonate Lens
Housing Material	Aluminium
Mounting	Ceiling Mounted/Wall mounted
Weight	35Kg

Application



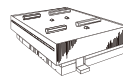
Tunnel



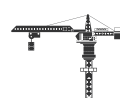
Square/Plaza



Architecture



Logistic center



Port



Stadium